公 司 简 介

金亿达科技是致力于环保、节能产业的绿色企业，半导体设备配件事业部为半导体集成电路封装和分立元件组装的生产厂家提供高科技高精密的进口设备消耗材料和加工，并给予半导体封装技术方案的支持。

耗材产品主要用于各种（WIRE BONDER）金丝超声波焊接设备的引线柜架压板，以及各种（DIE BONDER）芯片贴装设备的各种吸嘴、顶针、点胶头、瓷嘴、通针、马达、碳刷、编码器、传动皮带，自动化设备的各种零配件，仪器、仪表等等。。。。。。

我公司已与新加坡、马来西亚、日本、美国等相关的制造工厂和多个服务中心建立了合作关系，专业给 ASM、ITM、WECON、HugeWinners、SuperPower、KAIJO、K&S、NEC、ESEC、SHINKAWA、ALPHASEM 等各种金、铝丝超声波焊接机、芯片贴装机及其它 SMT 电子贴装设备厂商配合并提供各种消耗材料及零配件，同时提供专业的调试、维修、保养服务。

我公司品种规格齐全，技术服务周到，只要贵司提供机器铭牌和配件型号或厂商编码，我们均将热情为您服务，欢迎致电或致函查询，惠顾并支持！

联系方法：深圳市金亿达科技有限公司 网址：http:// www.kedled.net

邮箱：CFLED@126.COM

地址：深圳市宝安区石岩镇吉祥路 14 号 2F
电话： 0755-27618556 传真: 0755-27606556
网址：http://www.kedled.net

钨钢吸嘴：



PART NUMBER	Length（mm）	OD(mm)	ID(mm)	Material
KED2012-17-W-CT-010-004（4mil）	17	0.25	0.10	W
KED2012-17-W-CT-012-005（5mil）	17	0.30	0.13	W
KED2012-17-W-CT-014-006（6mil）	17	0.35	0.15	W
KED2012-17-W-CT-014-007（7mil）	17	0.35	0.18	W
KED2012-17-W-CT-020-008（8mil）	17	0.40	0.20	W
KED2012-17-W-CT-022-009（9mil）	17	0.56	0.23	W
KED2012-14-W-CT-010-003（3mil）	14	0.25	0.08	W
KED2012-14-W-CT-010-004（4mil）	14	0.25	0.10	W

相关产品或图片：

佳能固晶机吸嘴和生产 010/020/335 等深杯口支架的吸嘴，非标准件可以定制



佳能固晶机吸嘴

020 产品吸嘴

点胶头：

PART NUMBER	Length（mm）	D1(mm)	D2(mm)	D3(mm)
KED- SP-15-35-1300-HS-P10	13	2.2	0.35	0.15
KED - SP-15-30-1300-HS-P18	13	2.2	0.30	0.15
KED - SP-15-30-1800-HS-P12	18	3.0	2.5	0.15
KED – SP-20-35-1800-HS-P12	18	0.35	2.5	0.2

相关产品或图片：

长方形或 2pin 点胶头，用于做长方形晶片，4pin 及 9pin 点胶头，用于做大功率晶片

10*23mil 长方形点胶头

40-45mil –9pin 点胶头

地址：深圳市宝安区石岩镇吉祥路 14 号 2F
电话： 0755-27618556 传真: 0755-27606556
网址：http://www.kedled.net

塑胶电木吸嘴：

PART NUMBER	Length（mm）	OD(mm)	ID(mm)	Material
KED2102D-14-V-CT-010-004（4mil）	14	0.25	0.10	Hi-Temp
KED2102D-14-V-CT-012-005（5mil）	14	0.30	0.13	Hi-Temp
KED2102D-14-V-CT-014-006（6mil）	14	0.35	0.15	Hi-Temp
KED210D-14-V-CT-014-007（7mil）	14	0.35	0.18	Hi-Temp
KED2102D-17-V-CT-010-004（4mil）	17	0.25	0.10	Hi-Temp
KED2102D-17-V-CT-012-005（5mil）	17	0.30	0.13	Hi-Temp
KED2102D-17-V-CT-014-006（6mil）	17	0.35	0.15	Hi-Temp
KED2102D-17-V-CT-020-008（4mil）	17	0.40	0.20	Hi-Temp

相关产品或图片：

VR：0.8 电木吸嘴



一体形电木吸嘴

Spt 瓷嘴劈刀：

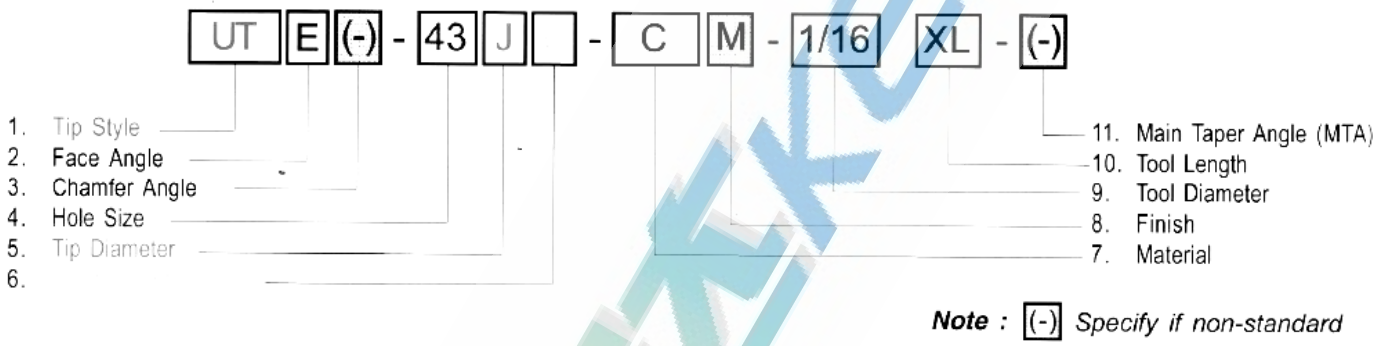

Gaiser 瓷嘴劈刀：

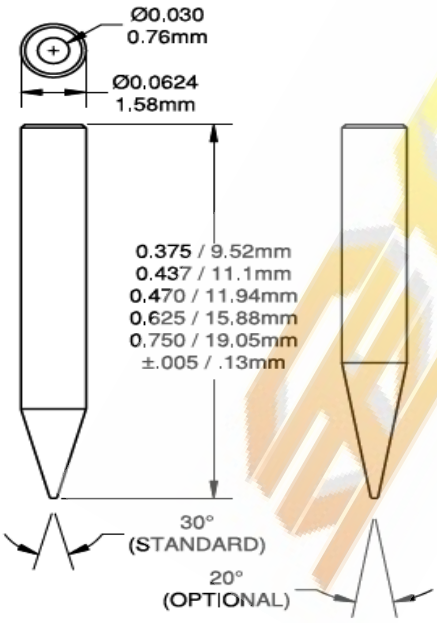

Figure 1. Large geometry dimensions

Industry standard large geometry dimensions:

1. Shank Diameter (SD)
2. Tool Length (L)
3. Cone Angle or Main Taper Angle
4. Back Hole

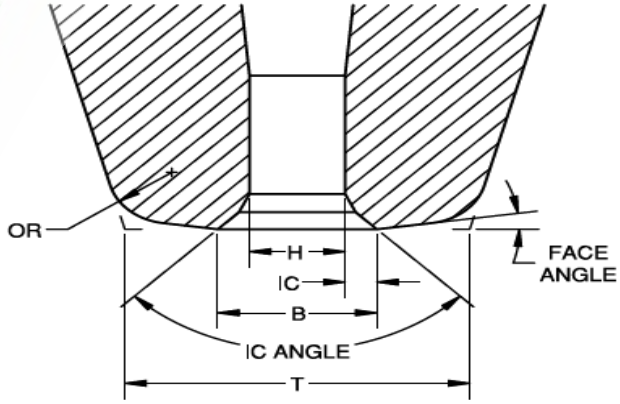

Figure 2. Small (tip) geometry dimensions

Industry standard small geometry dimensions:

1. Tip Diameter (T)
2. Hole Diameter or Size (H)
3. Chamfer Diameter (CD or B)
4. Inside Chamfer (IC)
5. Inside Chamfer Angle (IC Angle)
6. Face Angle (Note: may be flat, 0°)
7. Outside Radius (OR)

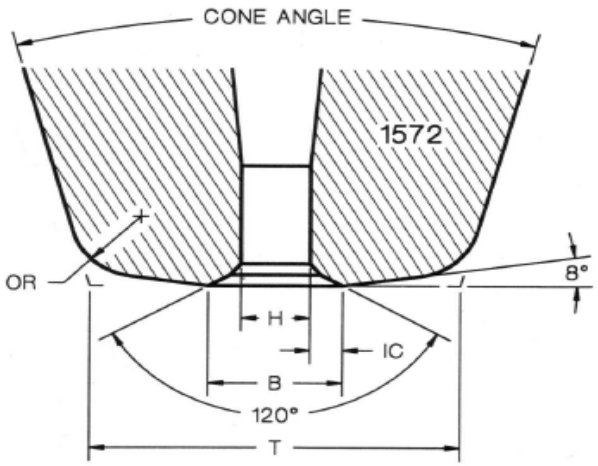

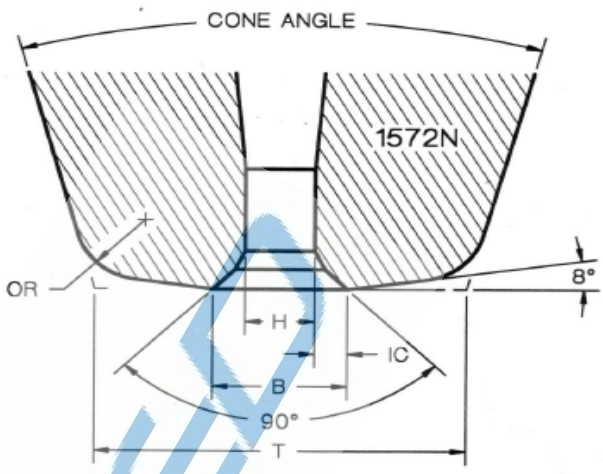

1572 SERIES
1/16in. SHANK DIAMETER
CERAMIC CAPILLARIES

NOTE: FOR TUNGSTEN CARBIDE MATERIAL, SPECIFY 1172 & 1172N SERIES (1/16in. DIA. ONLY).
FOR 1/8in. DIAMETER CERAMIC, SPECIFY 1272 & 1272N SERIES.

SERIES & DASH NO.	H* in./μ ±.0001/2.5	IC in./μ (ref)	B** in./μ ±.0002/5	OR in./μ ±.0003/8	T (30° CONE) in./μ ±.0003/8	T (20° CONE) in./μ ±.0003/8	SUGGESTED WIRE DIAMETER in./μ
1572-10S	.0010/ 25	.0004/ 10	.0018/ 46	.0008/ 20	.0055/ 140	.0056/ 142	.0005/13 to .0008/20
1572-10	.0010/ 25	.0007/ 18	.0024/ 61	.0008/ 20	.0055/ 140	.0056/ 142	
1572-12	.0012/ 30	.0006/ 15	.0024/ 61	.0008/ 20	.0055/ 140	.0056/ 142	.0007/18 to .0009/23
1572-13	.0013/ 33	.0006/ 15	.0025/ 64	.0008/ 20	.0055/ 140	.0056/ 142	.0008/20 to .0010/25
1572-13S	.0013/ 33	.0004/ 10	.0021/ 53	.0008/ 20	.0055/ 140	.0056/ 142	
1572-15S	.0015/ 38	.0006/ 15	.0027/ 69	.0008/ 20	.0055/ 140	.0056/ 142	.0009/23 to .0011/28
1572-15	.0015/ 38	.0007/ 18	.0029/ 74	.0010/ 25	.0065/ 165	.0067/ 170	
1572-17S	.0017/ 43	.0006/ 15	.0029/ 74	.0010/ 25	.0065/ 165	.0067/ 170	.0010/25 to .0013/33
1572-17	.0017/ 43	.0006/ 15	.0029/ 74	.0010/ 25	.0090/229	.0092/234	
1572-18	.0018/ 46	.0006/ 15	.0030/ 76	.0010/ 25	.0090/229	.0092/234	
1572-20	.0020/ 51	.0010/ 25	.0040/ 102	.0015/ 38	.0090/229	.0093/236	.0013/33 to .0015/38
1572-22	.0022/ 56	.0009/ 23	.0040/ 102	.0015/ 38	.0090/229	.0093/236	
1572-25	.0025/ 64	.0013/ 33	.0051/ 130	.0020/ 51	.0115/ 292	.0118/ 300	.0015/38 to .0020/51
1572-30	.0030/ 76	.0013/ 33	.0056/ 142	.0025/ 64	.0130/ 330	.0134/ 340	.0020/51
1572-35	.0035/ 89	.0010/ 25	.0055/ 140	.0030/ 76	.0140/ 356	.0145/ 368	.0020/51 to .0025/64
1572-40	.0040/ 102	.0010/ 25	.0060/ 152	.0030/ 76	.0140/ 356	.0145/ 368	.0030/76
1572-50	.0050/ 127	.0013/ 33	.0076/ 193	.0030/ 76	.0160/ 406	.0165/ 419	.0040/102

相关产品或图片：

K&S 瓷嘴劈刀：

Capillary Hole Diameter (H)

Capillary Dimension	Dimension Symbol	Main Dictating Factor	Dimension Contribution
Hole Diameter	H	Wire Diameter	• Convenient Wire clearance • Looping consistency • Ball diameter control • Tail bond strength

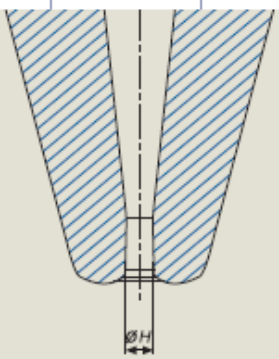

Recommended Dimensions (fit most standard industry process specifications)					
Wire Diameter		Hole Diameter			
		Nominal		Minimal	
[mil]	[µm]	[mil]	[µm]	[mil]	[µm]
3.00	76	4.00	102	3.80	97
2.50	64	3.50	89	3.10	79
2.00	51	2.80	71	2.60	66
1.50	38	2.20	56	1.80	46
1.30	33	1.80	46	1.50	38
1.20	30	1.70	43	1.40	36
1.10	28	1.60	41	1.30	33
1.00	25	1.50	38	1.20	30
0.90	23	1.20	30	1.10	28
0.80	20	1.00	25	0.95	24
0.70	18	0.90	23	0.85	22
0.60	15	0.75	19	0.70	18

Capillary Chamfer Diameter (CD)

Capillary Dimension	Dimension Symbol	Main Dictating Factor	Dimension Contribution
Chamfer Diameter	CD	Average Ball Diameter & min B.P.O	• Accurate ball diameter control • Ball-on-pad placement control • Tail bond strength

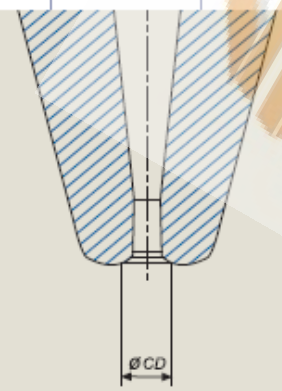

Recommended Range (fits most standard industry process specifications)			
Ball diameter range		Chamfer Diameter	
[mil]	[µm]	[mil]	[µm]
3.07-3.43	78-87	2.52-2.87	64-73
2.91-3.27	74-83	2.36-2.72	60-69
2.80-3.11	71-79	2.28-2.60	58-66
2.64-2.95	67-75	2.13-2.44	54-62
2.52-2.83	64-72	2.05-2.36	52-60
2.40-2.68	61-68	1.97-2.24	50-57
2.32-2.56	59-65	1.93-2.17	49-55
2.28-2.48	58-63	1.93-2.13	49-54
2.20-2.36	56-60	1.89-2.05	48-52
2.13-2.28	54-58	1.81-1.97	46-50
2.01-2.17	51-55	1.69-1.85	43-47
1.89-2.05	48-52	1.61-1.77	41-45
1.77-1.93	45-49	1.50-1.65	38-42
1.57-1.73	40-44	1.30-1.46	33-37
1.42-1.54	36-39	1.18-1.30	30-33
1.30-1.42	33-36	1.10-1.22	28-31
1.20-1.26	30-32	1.02-1.10	26-28

Capillary Tip Diameter (T)

Capillary Dimension	Dimension Symbol	Main Dictating Factor	Dimension Contribution
Tip Diameter	T	B.P.P	• 2nd bond strength • Controlable 1st bond • Capillary reasonable life span

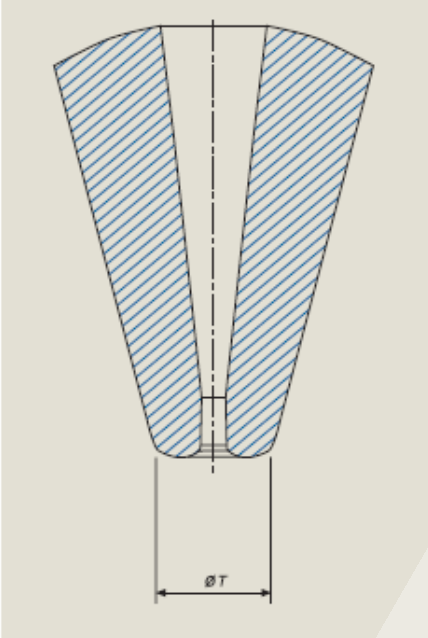

Recommended Range (fits most standard industry process specifications)				
B.P.P range [mil]	[µm]	Tip diameter [mil]	[µm]	Corresponding K&S family
5.91	150+	6.50-20.0	165-508	LW
4.72	120+	5.00-10.0	127-254	STD
4.30	110	4.50-7.50	114-191	BTNK
3.94	100	5.00-5.50	127-140	FA
3.54	90	4.20-4.50	107-114	FB
3.35	85	4.10-4.20	104-107	FB
3.15	80	3.90-4.10	99-104	FC
2.95	75	3.80-3.90	97-99	FC
2.76	70	3.60-3.80	91-97	FD
2.56	65	3.30-3.60	84-91	FD
2.36	60	3.10-3.30	79-84	FE
2.17	55	2.80-3.00	71-76	FE
1.97	50	2.60-2.80	66-71	FF
1.77	45	2.10-2.30	53-58	FG
1.57	40	1.93-2.05	49-52	FH
1.38	35	1.73-1.80	44-46	CJ
1.18	30	1.50-1.57	38-40	CK
1.00	25	1.22-1.30	31-33	CL

相关产品或图片：

PECO 瓷嘴劈刀：

- Please advise your current Part No.
- Capillary Dimensions are to be advised when the existing Part No. is categorized as "Special".
- Bonding Elements are to be informed when the recommendation of PECO Capillary is needed.

I. Capillary Dimensions

1.	Hole diameter	
2.	Tip diameter	
3.	Chamfer Dia.	
4.	Outer Radius	
5.	Face Angle	
6.	Inner Chamfer Angle	
7.	Cone Angle	
8.	Bottleneck Angle	
9.	Bottleneck Height	
10.	Length	
11.	Finish	Polish
		Matte

II. Bonding Elements

12.	Wire dia.	
13.	Bond Pad Pitch	
14.	Bond Pad	
15.	Bond Pad Opening	
16.	Bond Dia.	
17.	Free Air Ball	
18.	Loop Height	





相关产品或图片：

钢嘴：

典型超聲波楔焊機：
鋁線

典型超聲波楔焊機：
金線

2130–2025–L

2130–2025–L–F–TIC

A. 系列
B. 焊接入線角度*
C. 線孔尺寸 ("–20"=0.0020in.)
D. 焊嘴焊接區長度("25"=0.0025in.)
E. 焊嘴長度("–L"=0.828in.)

F. 可選平嘴
（部分系列為標准配置）

G. 可選焊嘴材質

*除2131系列中31是指定為楔焊入線角和橢圓形后半圓．

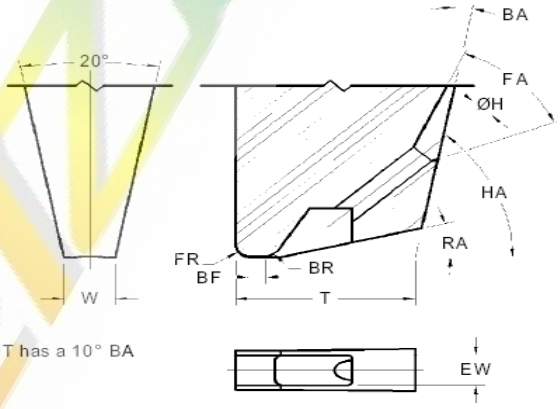

STANDARD DIMENSIONS								
Tool Styles	Wire Feed Angle	Hole / Bond Flat	Hole H in / µm ±.0002/5	Bond Flat BF in / µm ±.0002/5	Foot Width W in / µm ±.0002/5	Exit Width EW in / µm ± .0002/5	Tip Thickness T in / µm ±.0002/5	Useable Wire Diameter in / µm
UT30A	30°	2020	.0020 / 51	.0020 / 51	.0040 / 102	.0020 / 51	.0150 / 381	.0010 / 25 through .0013 / 33
		2025	.0020 / 51	.0025 / 64	.0040 / 102	.0020 / 51	.0150 / 381	
		2520	.0025 / 64	.0020 / 51	.0040 / 102	.0020 / 51	.0150 / 381	
		2525	.0025 / 64	.0025 / 64	.0040 / 102	.0020 / 51	.0150 / 381	
		3020	.0030 / 76	.0020 / 51	.0050 / 127	.0030 / 76	.0200 / 508	.0013 / 33 through .0015 / 38
		3025	.0030 / 76	.0025 / 64	.0050 / 127	.0030 / 76	.0200 / 508	
		3030	.0030 / 76	.0030 / 76	.0050 / 127	.0030 / 76	.0200 / 508	
		3035	.0030 / 76	.0035 / 89	.0050 / 127	.0030 / 76	.0200 / 508	

顶针：



How To Order

	Tool Style	- Mat'l	- Ø D	- L	- TA	- R	- Option
EXAMPLE :	PUN		- 0.70mm	- 17mm	- 10DG	- 25*MIC*	- -
	PUN	- HSS	- 0.70mm	- 18mm	- 15DG	- 25 *MIC*	- F= 25*MIC*
	PUN		- 0.70mm	- 17mm	- 10DG	- 300*MIC*	- T=80-100*MIC*
	PUN	- P11	- 0.70mm	- 18mm	- 20DG	- 100*MIC*	- F= 300*MIC*

相关产品或图片：



橡胶吸嘴，吸盘，安装杆：

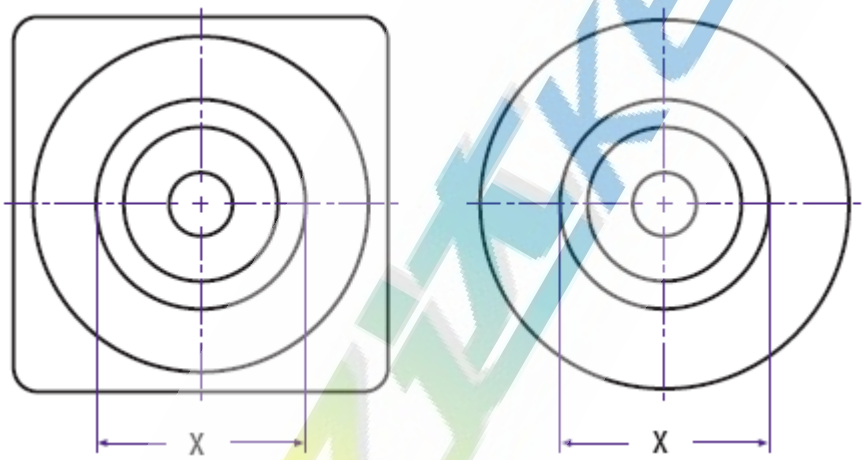

X		T		Holder
inch	mm	inch	mm	
.025	0.63	.005	0.12	12U1
.030	0.76	.007	0.18	12U1
.035	0.89	.010	0.25	12U1
.040	1.02	.010	0.26	12U1
.045	1.14	.013	0.32	12U1
.050	1.27	.013	0.34	12U1
.060	1.52	.012	0.30	12U1
.070	1.78	.012	0.30	12U1
.080	2.03	.012	0.30	12U1
.090	2.29	.012	0.30	12U1
.100	2.54	.012	0.30	12U1
.110	2.79	.016	0.41	12U1
.120	3.05	.016	0.41	12U1
.130	3.30	.016	0.41	12U1
.140	3.56	.016	0.41	12U1
.150	3.81	.016	0.41	12U1
.160	4.06	.016	0.41	12U1
.180	4.57	.016	0.41	12U1
.200	5.08	.016	0.41	12U1

Rubber Tip Holder
(R1/ R1A/ HTR1/ HTR1A Series Tips)

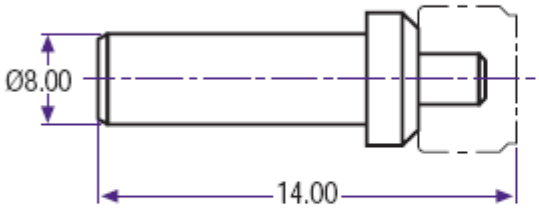

ASM

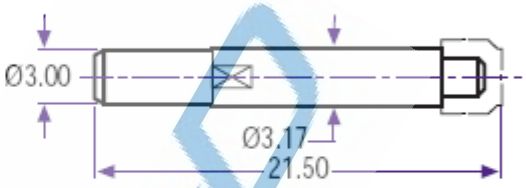

ALPHASEM

No.	Part No.	Machine
1	ASM1-12U1-xxx	ASM
2	ASM1-12C-xxx	ASM
3	ASM1-12E-xxx	ASM
4	G2-12U1-xxx	Alphasem
5	G2-12C-xxx	Alphasem
6	G2-12E-xxx	Alphasem

固晶、焊线机治具、压板：

1. **ASM WIRE-BOND CLAMPS**

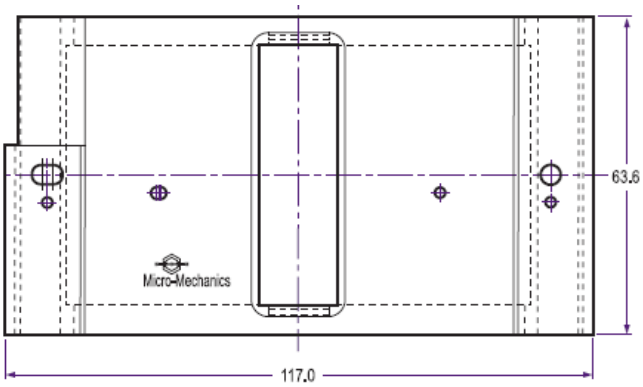

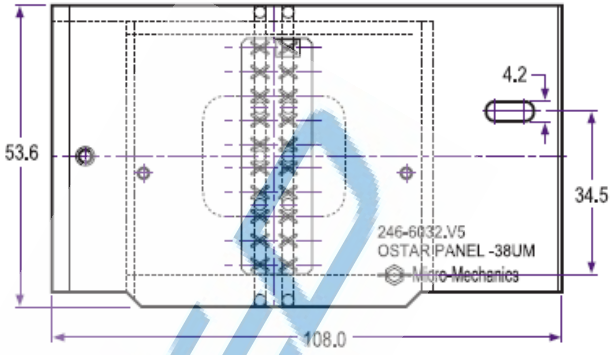



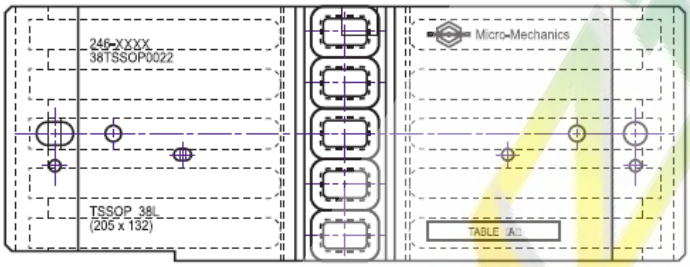

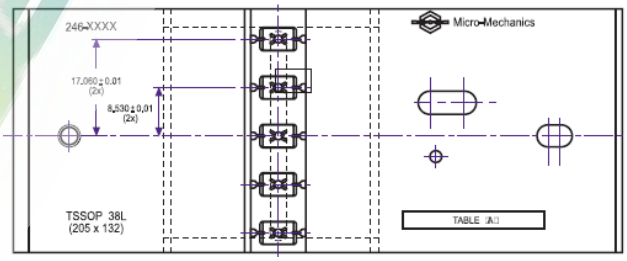

2 K&S WIRE-BOND CLAMPS.

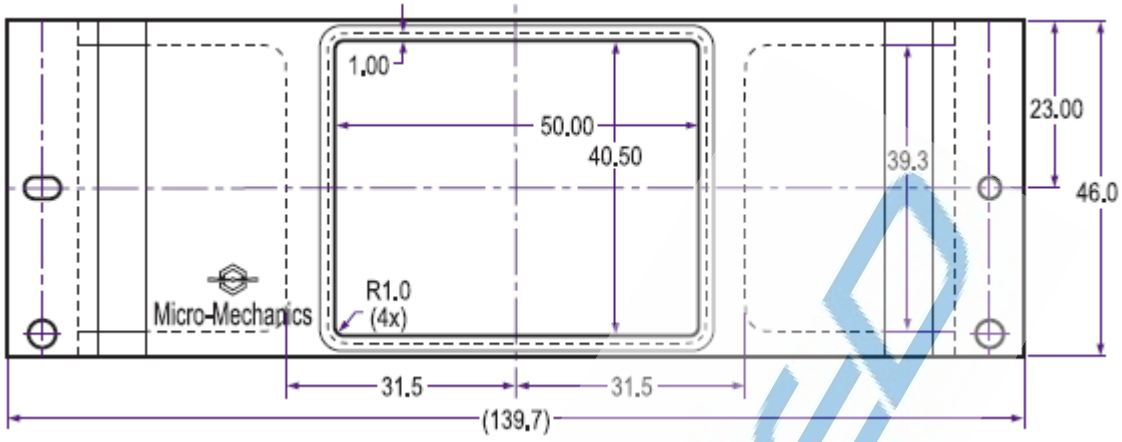

3. KAIJO WIRE-BOND CLAMPS

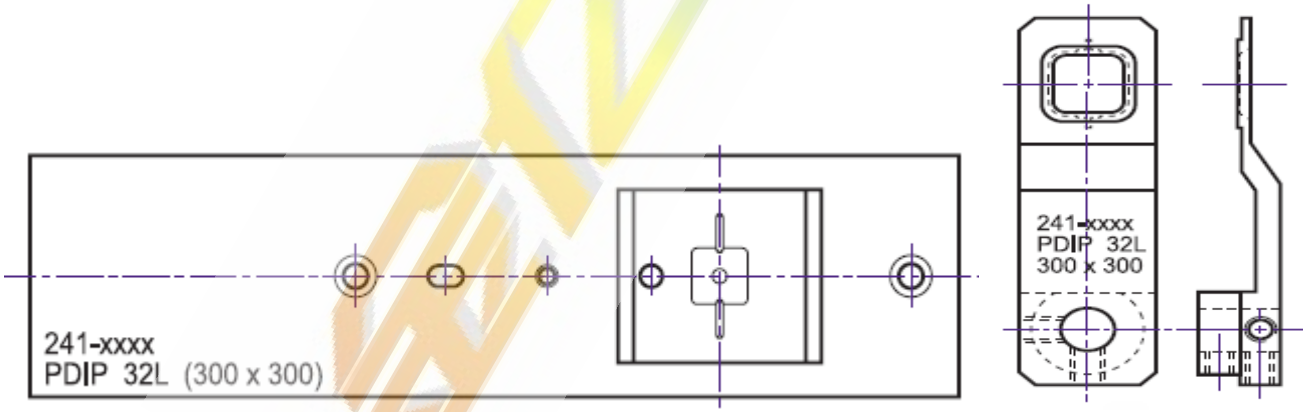

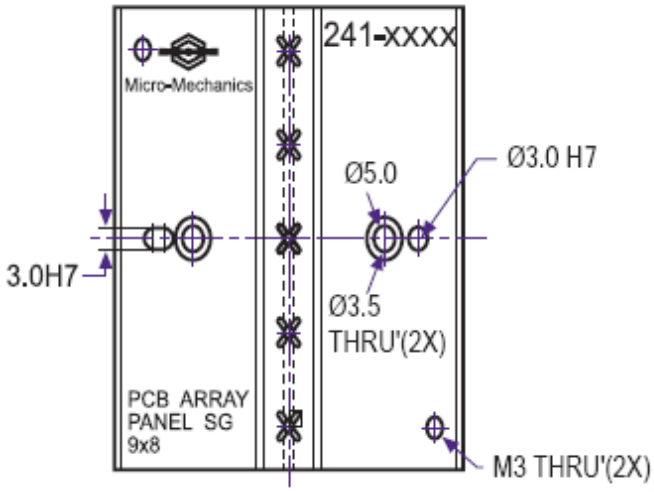

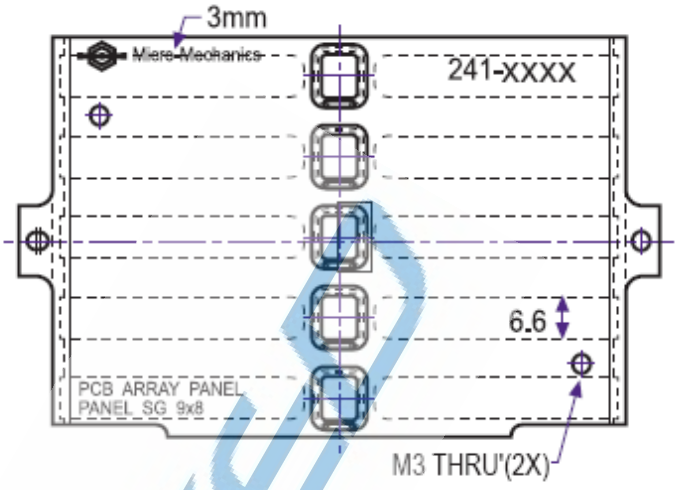



打火杆 EFO

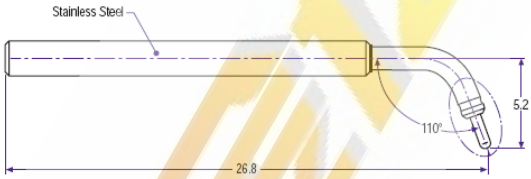

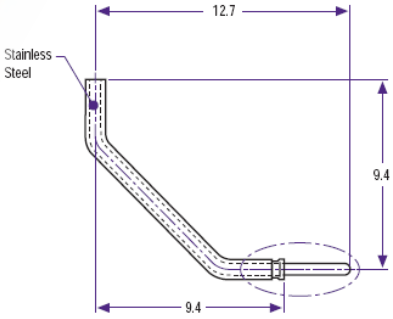

相关产品或图片：



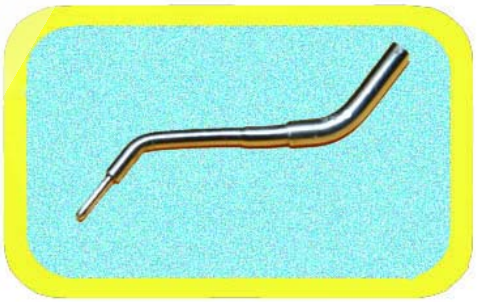

勾针 **WIRE PULL HOOK TIP**

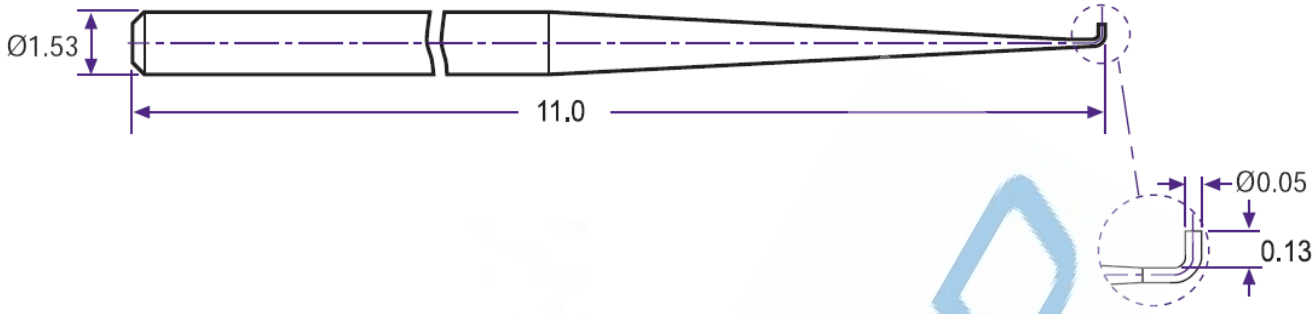

相关产品或图片：

冲针、冲头、模具配件

银胶：

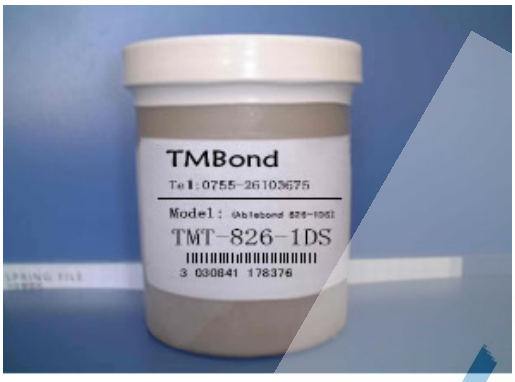

FILLER TYPE: SILVER	填充剂	银
Viscosity@25℃	粘度	18,000cps ±2000cps
Work Life@25℃	有效日期	24 hours
Recommended Cure Condition	建设议热化方式	45 分钟@150℃
Lap Shear Strength(psi)	晶片推剪强度	≥ 950
Volume Resistively	体积电阻抗	≤ 0.0006 ohm-cm
Ionic Date	离子数值	
Chloride	氯	≤250ppm
Sodium	钠	≤280ppm
Potassium	钾	≤30ppm
Weight Lose on Cure @ 300℃	重量	4.2%
Coefficient of Thermal Expansion(TMA)	温度膨胀系数	Below Tg53ppm℃ Above Tg23ppm℃
Thermal Conductivity @ 121℃	热传导性	2.0w/m
Storage Life @-40℃	储存期限	一年

绝缘胶：

Appearance:	white
Viscosity:	24,000-29,000cps(@5rpm/Brookfield DV-3/CP-51@25 ℃)
Thixotropy Index:	1.0-1.4
Specific gravity@25℃:	1.3±0.1
Solid Content :	90±5%
Glass transition temperature:	110 ℃
Water Content:	<0.5%
Adhesion strength(10mil)2:	>350g (Oven Cured@150℃/60min.)
Standard Curing Condition:	150℃/60min) (@Thickness ≒ 20 μm)
Altemate Curing Condition:	120℃/90min. (@Thickness ≒ 20 μm)
Shelf life:	@-5℃/6months;@-40℃/12months

ASM 按键盘

其它配件：



自动固晶机吸嘴帽

传感器

马达编码器

焊线机焊头组件



导轨滚珠丝杆



焊线机线夹螺线管



伺服马达碳刷

步进马达



各种铝线

连轴器

同步皮带



焊线机扁平线

AB559 线夹电磁阀

螺线管电磁阀

真空 Miss Dice 板

AD809Miss Dice 板

AD809 吸嘴帽

线弧张紧器

银胶、银浆

NSK 丝杆润滑脂

电磁阀



SMD 料盒

外牙顶针帽

内牙顶针帽

扭力批

扭力批

扩晶环



定做夹具

太平洋马达

多摩川马达

线夹

线夹

线夹

马达碳刷

聚光灯

培林

换能器

换能器

AB520 夹具

荧光粉

摆臂



翻晶膜

瓷嘴、钢嘴螺丝

AB559 扁平线

真空流量感应器

真空流量感应器

烘箱温控器、定时器

驰卡沙电机



固晶机夹具

光纤放大器

瓷咀宝石螺丝

AD809/8930 固晶机漏晶检测器

自动焊线机

自动固晶机